


Blood Brothers

Lesson 11: Edward Lyons



Edward Lyons



Objectives:


To develop an understanding of the character of Edward.

To learn how to use P.E.E when writing about characters.

Writing about texts

When writing about characters in **Blood Brothers** remember to use the P.E.E formula. Make a point, find some evidence and then explain the evidence in detail.

P




Point

E



Evidence

E



Explain

Edward

Read the play up to p37 “my beautiful, beautiful son,” paying close attention to **the character of Edward.**

What Edward says / does	shows	What it tells us about him
“my mummy doesn't allow me to play down here actually.”	shows	
Offers Mickey a bag of sweets	shows	
	shows	Naïve and innocent
	shows	

Explain yourself

Use the information from your table to write about Edward. Do not forget to use the P.E.E structure in your writing.

For example

Edward is a kind, thoughtful child: '(He offers a bag from his pocket)'. These stage directions show that Edward is giving and generous as he offers Mickey not just a sweet but the whole bag to choose from

Point

Evidence

Explain

Plenary - Edward

1. How does Russell use accent and dialect to convey Edward's character?
2. Edward's behaviour in this part of the play tells us a lot about him. How does he act towards Mickey and Sammy? Why does he act like this?
3. What is Edward's feelings about Mickey? Find three quotations to illustrate your points.
4. Can you find any examples from the scene which hint at things to come?
5. Why is Sammy hostile to Edward?
6. Why is Mickey friendly towards Edward?
7. What do you think about Edward?